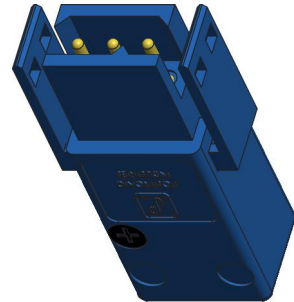
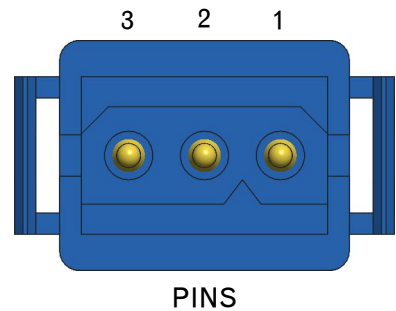
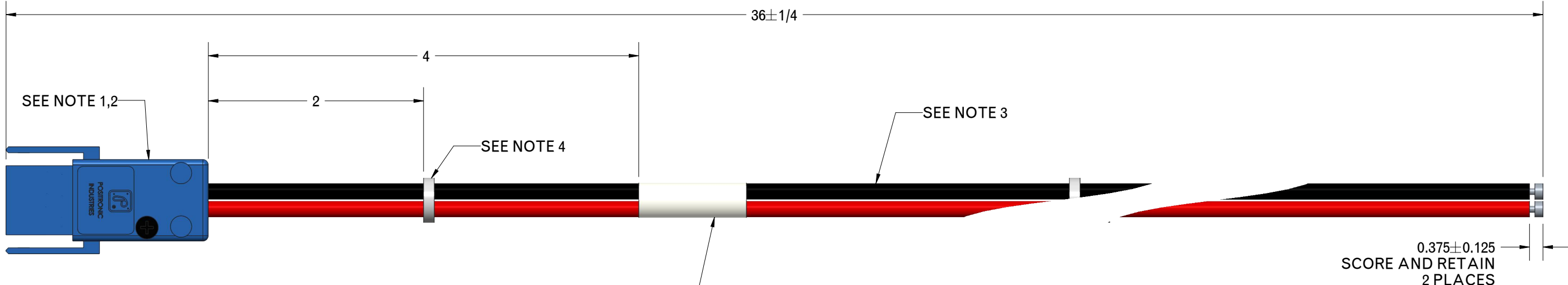


REVISIONS			
REV	DESCRIPTION	DATE	APPROVED
A	RELEASE TO PROD PER ECO 20-26136	1/14/20	DS



A

A



B

B

TE CONNECTIVITY RT-1805 OR EQUIVALENT
 TEXT MUST BE LEGIBLE WITH A
 0.1" MINIMUM CHARACTER HEIGHT

SynQor[®] LABEL FORMAT:
 SYNQOR LOGO (AS PROVIDED)
 CABLE # (MTQ-CBL-ACCAP1), SHOULD BE LARGER TEXT
 DRAWING # (705-1000303)/REV
 DATE CODE(Y Y W W)

PIN #	WIRE COLOR	DESCRIPTION
1	BLACK	PFC GND
2		NC
3	RED	PFC OUT

C

C

- NOTES:
- CONNECTOR: POSITRONIC PLA03M0050-AA OR EQUIVALENT
 - CRIMP TERMINAL: POSITRONIC MC112N_AA QTY 3
 - WIRE: 12 AWG UL AWM STYLE 1569 - 300V 105 C / CSA TYPE TRSR-64, 105 C / 65/30 STRANDING
 - CABLE TIE: SPC PN# VUVT-05M-M OR EQUIVALENT, MIN TENSILE STRENGTH 18 lbs. QTY 6 SPACED 6" (PLACEMENT ON DRAWING NOT TO SCALE)
 - ALL PARTS MUST BE ROHS COMPLIANT
 - ALL PARTS MUST BE UL RECOGNIZED AND CSA APPROVED
 - CABLE MANUFACTURER MUST FOLLOW CONNECTOR MANUFACTURER'S CRIMP GUIDELINES
 - ALL PARTS/COMPONENTS MUST BE FREE OF DAMAGE AND CUTS
 - TOLERANCES +/- 1/8" UNLESS SPECIFIED OTHERWISE.

D

D

TOLERANCES: Unless otherwise specified: .X +/- .025 .XX +/- .010 .XXX +/- .005 Angles +/- 1°						155 Swanson Road Boxborough, MA 01719-1316	
				MTQ ACDC CAP CABLE MTQ-CBL-ACCAP1			
SOURCE: PRO/E PLA03M0050							
SIZE	DATE	DWG. NO.		REV			
B	1/14/20	705-1000303		A			
SCALE: 1.000		DRAWN: DS		CHECK:		SHEET 1 of 1	

1

2

3

4